



CUSTOM  
MODULAR  
VARVAGE  
COLORS

Life is not a straight line®

# CONTENTS

Bole Custom [10](#)

Bolefloor [12](#)

Bolefloor technical [20](#)

Boleform [24](#)

Boleform LiveEdge table [26](#)

Boledeck [30](#)

Boledeck technical [32](#)

Bole Custom references [38](#)

Bole Modular [76](#)

Curv8 [80](#)

Curv8 technical [82](#)

Bole Modular references [84](#)

Varvage [112](#)

Varvage technical [118](#)

Varvage references [124](#)

Bole colors [130](#)





## LIFE IS NOT A STRAIGHT LINE

We strongly believe this to be a good thing. It's what makes life exciting and fun; it's where we can express our love of nature and life; it's where we can embrace and celebrate the twists and turns, the imperfections that make us who we are. At Bole, we work hard to preserve and use the curves that nature gives us, in our products, in our work, in our lives. Our name comes from the Old English word "bole", the trunk of a tree.



# OUR STORY

Founded in 2010, we started with the idea that we can leverage computer aided production methods to conserve wood by using most of it and to keep quality up, resulting in a truly unique product.

Over the years we have revised our production process, refining the software, training our people and streamlining our factory. Developing daily in everything we do, we work with our partners and customers to cater to different needs and tastes. Today, a start-up no more, we are a team of highly talented, skilled and motivated people, passionate about our mission and unwavering in our goal to provide the best product and service experience to our customers and partners. We attain this by offering a full scope of services including installation and maintenance, thereby maximizing customer satisfaction and ensuring a long-lasting relationship.





BOLEFLOOR 

BOLEFORM 

BOLEDECK 

## BOLE CUSTOM

Our signature LiveEdge floorboards,  
custom-made furniture and decking



# NO TWO ARE ALIKE

Our floors are manufactured in limited editions and are always custom-made. Just like a fingerprint or a retina is unique to each person, so is Bolefloor for each project.

Each Bolefloor is tailor-made per the customer's request and test-assembled at least twice before shipping, to ensure the highest quality and a perfect match.

|              |              |              |               |
|--------------|--------------|--------------|---------------|
| 22155-2-1-1  | 22156-2-1-2  | 22157-2-1-3  | 22158-2-1-4   |
| 22159-2-1-5  | 22160-2-1-6  | 22161-2-1-7  | 22162-2-1-8   |
| 22163-2-1-9  | 22164-2-1-10 | 22165-2-1-11 | 22166-2-1-12  |
| 22167-2-1-13 | 22168-2-1-14 | 22169-2-1-15 | 22170-2-1-16  |
| 22171-2-1-17 | 22172-2-1-18 | 22173-2-1-19 | 22174-2-1-20  |
| 22175-2-1-21 | 22176-2-1-22 | 22177-2-1-23 | 22178-2-1-24  |
| 22179-2-1-25 | 22180-2-1-26 | 22181-2-1-27 | 22182-2-1-28  |
| 22183-2-1-29 | 22184-2-1-30 | 22185-2-1-31 | 22186-2-1-32  |
| 22187-2-1-33 | 22188-2-1-34 | 22189-2-1-35 | 22190-2-1-36  |
| 22191-2-1-37 | 22192-2-1-38 | 22193-2-1-39 | 22194-2-1-40  |
| 22195-2-1-41 | 22196-2-1-42 | 22197-2-1-43 | 22198-2-1-44  |
| 22199-2-1-45 | 22200-2-1-46 | 22201-2-1-47 | 22202-2-1-48  |
| 22203-2-1-49 | 22204-2-1-50 | 22205-2-1-51 | 22206-2-1-52  |
| 22207-2-1-53 | 22208-2-1-54 | 22209-2-1-55 | 22210-2-1-56  |
| 22211-2-1-57 | 22212-2-1-58 | 22213-2-1-59 | 22214-2-1-60  |
| 22215-2-1-61 | 22216-2-1-62 | 22217-2-1-63 | 22218-2-1-64  |
| 22219-2-1-65 | 22220-2-1-66 | 22221-2-1-67 | 22222-2-1-68  |
| 22223-2-1-69 | 22224-2-1-70 | 22225-2-1-71 | 22226-2-1-72  |
| 22227-2-1-73 | 22228-2-1-74 | 22229-2-1-75 | 22230-2-1-76  |
| 22231-2-1-77 | 22232-2-1-78 | 22233-2-1-79 | 22234-2-1-80  |
| 22235-2-1-81 | 22236-2-1-82 | 22237-2-1-83 | 22238-2-1-84  |
| 22239-2-1-85 | 22240-2-1-86 | 22241-2-1-87 | 22242-2-1-88  |
| 22243-2-1-89 | 22244-2-1-90 | 22245-2-1-91 | 22246-2-1-92  |
| 22247-2-1-93 | 22248-2-1-94 | 22249-2-1-95 | 22250-2-1-96  |
| 22251-2-1-97 | 22252-2-1-98 | 22253-2-1-99 | 22254-2-1-100 |

Installation plan example

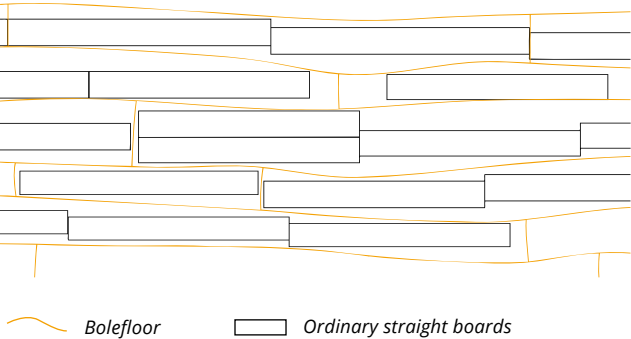




# MORE FLOORS PER FOREST

Bolefloor is the world's first manufactured, naturally curved, hardwood flooring that follows a tree's natural growth. Our LiveEdge process manages and tracks each board from its raw lumber stage through final installation. Our technology allows us to preserve the natural curves of the wood, thus utilizing every tree maximally and giving a unique look to every floor.

A small ecological footprint and a natural look are achieved by processing every board individually with unique, software-guided, advanced woodworking machinery. Bolefloor's optimization technology means conservation of natural resources. Not only is the surface aesthetically appealing, but Bolefloor's innovations allow for more floors per forest.



Life is not a straight line®











# PICK A STYLE, ANY STYLE

It’s not only about the curves. Picking the right wood, the right grade and even how it looks with finish creates endless variety.

Bolefloor comes in numerous wood species and various quality grades. Combining this with a myriad of finishing techniques and your ideas will make your floor even more unique.



## BOLEFLOOR IS AVAILABLE IN



Oak  
Select, Natural, Rustic



Walnut  
Natural



Ash  
Select, Natural



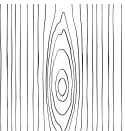
\*Cherry  
Natural




\*Thermo Ash  
Natural

\* Available by special order

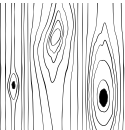
## QUALITY GRADING



Select  
No sapwood or dark knots. Healthy knots and “cat paw” present.

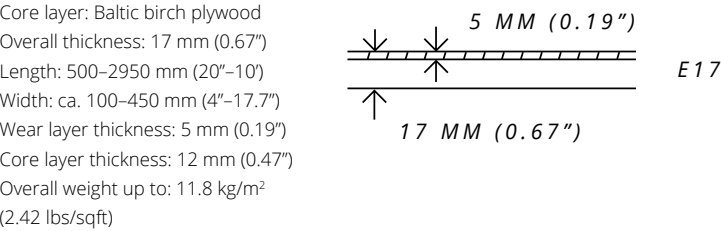


Natural  
Sapwood and small dark knots present, as well as healthy knots and “cat paw”.

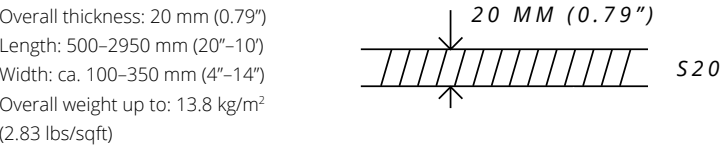


Rustic  
Sapwood, dark knots and filled cracks up to 2 mm (0.079”) in width can be present.

## ENGINEERED BOLEFLOOR E17



## SOLID BOLEFLOOR S20



## BEVELS

Bolefloor is manufactured with 1.5 mm (0.059") bevels on the long edges and 1 mm (0.04") on the short edges for natural looks. Upon request bevels can be ordered in 0 mm, 1 mm (0.04") and 2 mm (0.079"). Flooring ordered without bevels will be delivered as unfinished and has to be sanded at the jobsite prior to finishing.



Boards with 1.5 mm (0.059") bevels on long edges and no bevels on short edges.



Boards with 1.5 mm (0.059") bevels on long edges and 1 mm (0.04") on short edges.

## TECHNICAL CHARACTERISTICS

Exclusive flooring demands for exclusive finishing designed to meet the vision of the client. Factory finishing and individual color development available with oils and lacquers.

Unfinished flooring should be lightly sanded with 150 grit paper after installation for better oil or lacquer performance.

Bolefloor is strongly recommended to be installed glued down. The floor should be re-oiled once after installation for better durability. All Bolefloor products are connected using the tongue and groove method.

The technical specification of the product conforms to the requirements and contains the product compliance description pursuant to the EN 14342 standard.

Bole hereby confirms that the floorboards comply with the Construction Products Regulation 305/2011/EU.  
Thermal conductivity: 0.15–0.17 W/mK  
Fire resistance class: D<sub>fl</sub> – S1  
Formaldehyde emission: E1

## SPECIAL ORDERS

When circumstances require, engineered Bolefloor can be produced in special thicknesses of 14 mm (0.55") and 20 mm (0.79").

**Please contact us for more technical details regarding product finishing and installation.**







## UNIQUE ACCENTS TO MATCH AND COMPLEMENT YOUR INTERIOR

Our LiveEdge technology lets the natural curves of the wood shine on almost any surface and allows you to create subtle accents, like a matching table or walls – your ideas, your choices, your possibilities.

Please contact us for a quote and technical details.





# BOLEFORM LIVE-EDGE TABLE

Boleform LiveEdge tables are always tailor-made and one of a kind. It is the perfect combination of a wooden tabletop with modern glass legs creating a functional and tasteful solution for any interior. The boards of the tabletop follow the natural growth of a tree, thus creating a unique and exclusive design suitable for the dining room as well as an office.

Boleform tables are available in variety of tabletop measurements with an additional choice between wood species – Oak with Walnut inlay or Walnut with Maple inlay. The tables are finished with lacquer.

Tabletops are available with or without glass legs. Feel free to contact us to find a unique solution just for you.

Available tabletop measurements:

1000 x 1500 mm (40" x 59")

1000 x 2000 mm (40" x 79")

1000 x 2500 mm (40" x 99")

1200 x 3000 mm (47" x 118")

1300 x 3500 mm (51" x 138")

Tabletop thickness: ca. 56 mm (2.2")

Table height: ca. 766 mm (30")

For more information and technical details please contact our sales team.











## YOU DON'T STAY INSIDE, WHY SHOULD YOUR FLOORS

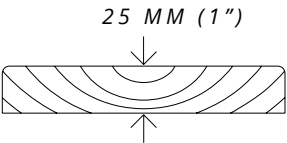
Boledeck allows you to extend your interior onto the deck or any outdoor surface, seamlessly bringing out what is inside with 25 mm (1") thick decking boards. Boledeck boards are prefinished at the factory to make installation quick and easy. For maximum durability, the decking should be re-oiled after installation.

Robinia is a hardwood highly valued for its durability and rot-resistance, which is why it is becoming more and more popular in outdoor construction. Its naturally antibacterial and antifungal properties protect the wood from parasites while its density gives the boards sturdiness. Being one of the few extremely durable woods that do not belong to the rainforests, producing Boledecks from Robinia helps to keep our planet's lungs unharmed, too.



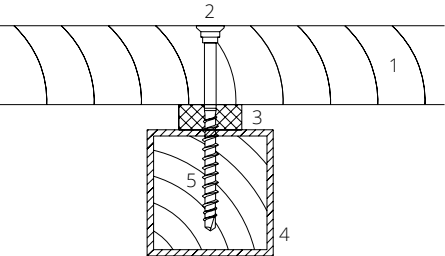
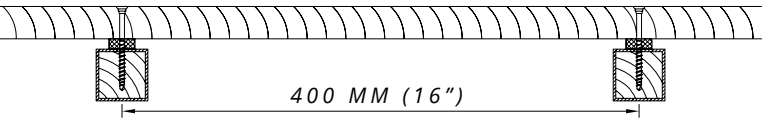


# BOLEDECK




Overall thickness: 25 mm (1")  
 Board length: 500–2950 mm (20"–10')  
 Board width: ca. 100–250 mm (4"–10")  
 Overall weight up to: 16 kg/m² (3.28 lbs/sqft)

## BOLE SUGGESTED DECK CONNECTION TO SUBFRAME



- 1) decking board
- 2) stainless steel screw
- 3) rubber
- 4) aluminium profile
- 5) wood insert



# TECHNICAL CHARACTERISTICS

Solid Robinia (Black Locust), kept in air-dry conditions with humidity approximately 12–18%.

**Edges:** Tongue and groove connection in shorter ends, longer sides without grooves with pencil round R3 mm top edge.

**Finishing:** Boledeck is available in 6 different color options visible in the Colors section. There is an additional choice between sanded and brushed surface.

**Boledeck application:** A non-repeating pattern of indefinite amount of boards covers all areas seamlessly with every piece of the deck being unique and designed to fit perfectly with the next. The short ends of the boards are connected with S-connection allowing for less screws per connection. The short ends of the boards can also be designed with a straight connection. As our indoor floors, Boledeck boards will be designed according to a pre-measured area plan with an addition of joist position indication. The boards' end joints will be designed to match joist positions, however a 400 mm (16") joist center-to-center step is suggested. A plan provided with merchandise will ensure a simplified installation.

**Installation:** For better performance, screw-down installation is strongly recommended together with our sub-construction to assure better durability of your beautiful Boledeck. Hidden fasteners are also available on request.

**Suggested gap between board rows:** 6 mm (¼")

**Ecological characteristics:**  
 Overall weight: ca. 16 kg/m² (3.28 lbs/sqft)  
 Fire resistance class: D<sub>fl</sub> – S1  
 Average dried weight: 770 kg/m³ (48 lbs/ctf)  
 Janka hardness: 7560 N (1,700 lbf)  
 Natural durability against fungi: class 1–2 – very durable to durable (EN 350-2)  
 Natural durability against termites: class D – durable (EN 350-2)

Please contact us for more technical details regarding decking parameters and installation options.









## REFERENCES

We have been creating unique designs for both homes and commercial spaces for ten years now.

Here is a look at how some of our designs have been used to give you inspiration for your own ideas. The sky is the limit.

Hotel Nira Montana  
Italy

Oak Rustic, Natural Oil









Private house  
Italy  
  
Oak Rustic, custom finish









Soneva Luxury Resort  
Maldives

Oak Natural, Natural oil







Skagen store  
United Kingdom

Oak Natural, custom finish



State Forest Management office  
Estonia

Oak Rustic, Natural oil







Flinders Cafe  
The Netherlands  
Oak Rustic, Natural oil



Private apartment  
Estonia

Oak Natural, custom finish







Hotel Kaisergarten  
Germany

Oak Natural, Natural oil



Private residence  
United States

Walnut Natural, Natural oil

Project Designer Fox-Nahem  
Peter Murdock Photography







Private house  
The Netherlands

Walnut Natural, Natural oil

Baltussen Parket



Villa Tres Marías  
Mexico

Thermo Ash Natural,  
Natural oil









Private apartment  
Barcelona, Spain

Oak Natural, custom finish

Honestly Designed Interiors  
Lilya Koschcheeva  
Maria Stepanova







Private apartment  
Mexico

Ash Natural, custom finish



Private apartment  
Estonia

Oak Rustic, custom finish







Private residence  
Italy

Oak Rustic, Natural oil



Award-winning kitchen  
United Kingdom  
  
Oak Natural, custom finish







## BOLE MODULAR

Bole technologies-based modular  
curved flooring



# 356 FORGOTTEN DEGREES

There are 360 degrees in the world, not only the 0, 45, 90 and 180 that represent the vast majority of the man-made world. We love nature with all its twists and turns, under every angle and we work very hard liberating them from the confines of the unimaginative prison that is yesterday's technology.

Modular by Bole is a floor system that, based on the most common shapes from nature, brings you an exciting, convenient, easy-to-plan and install new pattern floor solution like no other. Our technologies let us rescue all the forgotten shapes and curves to use more of the wood and produce more floors per forest.







## NATURE'S FIT PAT. PEND.

Thanks to our patent pending Nature's Fit technology, we have preserved the 8 forms most true to the way they grew in nature. For every Curv8 floor, raw boards are selected to fit one of these eight forms. Curv8 modular technology retains the tree's original shape and grain lines, allowing material to be utilized in an eco-friendly manner and making pattern repetition unnoticeable. Modules are packaged in individual cartons for easier installation.





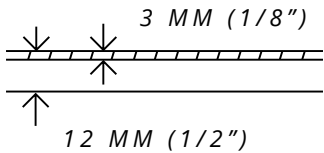
# MATERIALS AND TECHNICAL CHARACTERISTICS

Curv8 board is 12 mm (1/2") thick with a 3 mm (1/8") noble timber wear layer and has bevels on all four sides. The boards are connected using the tongue and groove method. One module contains 8 boards totaling 2.8 m<sup>2</sup> (30 sqft).

## ENGINEERED CURV8 E12



Core layer: Baltic birch plywood  
Overall thickness: 12 mm (1/2")  
Board length: 1800 mm (6')  
Board width: 147-238 mm (6"-10")  
Wear layer thickness: 3 mm (1/8")  
Core layer thickness: 9 mm (0.35")  
Overall weight up to: 8.5 kg/m<sup>2</sup> (1.74 lbs/sqft)



## BEVELS



Curv8 is manufactured with 0.8 mm (0.03") bevels on both the long and short edges for natural looks.

**For your better assistance we have developed a tool to calculate the exact amount of Curv8 modules you will need for your project. Please contact our sales team for inquiries and further information.**

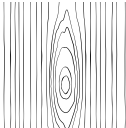


## CURV8 IS AVAILABLE IN

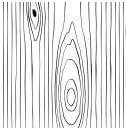


Oak  
Natural, Rustic


## QUALITY GRADING



Select  
No sapwood or dark knots. Healthy knots and "cat paw" present.



Natural  
Sapwood and small dark knots present, as well as healthy knots and "cat paw".



Rustic  
Sapwood, dark knots and filled cracks up to 2 mm (0.079") in width can be present.

## SPECIAL ORDERS

By special order, 12 mm (1/2") Curv8 with a wear layer of 3 mm (1/8") is available in Select.

For special orders please contact our sales team to check availability and for full information.



## REFERENCES

Sometimes inspiration comes from seeing great art; sometimes, it arises from the little things. Here's a look into some projects we have done over the years.

Office  
Germany

Oak Natural, custom finish







Private villa  
Mexico

Thermo Ash, custom finish



Private apartment  
Taiwan  
  
Oak Natural, Natural oil







Private house  
Italy

Oak Natural, Noatak



Private apartment  
Taiwan

Oak Natural, Natural oil









Private apartment  
Taiwan

Oak Natural, Natural oil







The Sanctuary  
United States  
Oak Natural, Natural oil



Löfbergs Lila Coffee Shop  
Sweden

Oak Natural, custom finish









ALTO Restaurant  
Hong Kong

Oak Natural, Bruarfoss







Lazy Bear  
United States

Oak Rustic, custom finish



Penthouse  
Estonia  
  
Oak Natural, custom finish











## VARVAGE

Variable width and length  
straight hardwood flooring



*I don't want to get to the end of my life and find that I lived just the length of it. I want to have lived the width of it as well.*

*Diane Ackerman*

## THERE IS MORE TO LIFE THAN JUST THE LENGTH

There has always existed a difference of opinion between man and nature, with compromises being a rare exception. Until we start growing trees square and straight they will always give us floorboards of variable lengths and widths. We find it unwise to fight against nature.

Using Bole's material saving technologies we are able to find a perfect balance between what people expect their flooring to be like and what nature provides us. We break the traditional, monotonous pattern by making the differences match. The result is absolutely beautiful.









# MATERIALS AND TECHNICAL CHARACTERISTICS

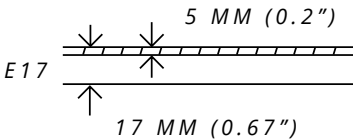
Varvage board is 17 mm (0.67") thick with a 5 mm (0.2") noble timber wear layer and has bevels on all four sides. The boards are connected using the tongue and groove method.

Varvage is produced in mixed widths of 180 mm (7"), 210 mm (8.25") and 240 mm (9.5"). Every order contains about 1/3 of each width per number of rows. The lengths of Varvage are 1000 mm (3.25')–2900 mm (114.17"). About 70% of the order is supplied in lengths longer than 2000 mm (78.7").


## ENGINEERED VARVAGE E17



Core layer: Baltic birch plywood  
Overall thickness: 17 mm (0.67")  
Lengths: 1000 mm (3.25')–2900 mm (114.17")  
Widths: 180 mm (7"), 210 mm (8.25"), 240 mm (9.5")  
Wear layer thickness: 5 mm (0.2")  
Core layer thickness: 12 mm (1/2")  
Overall weight up to: 11.8 kg/m² (2.42 lbs/sqft)



## BEVELS



Varvage is manufactured with 1.1 mm (0.04") bevels on the long edges and 0.7 mm (0.03") on the short edges for natural looks.



## VARVAGE IS AVAILABLE IN

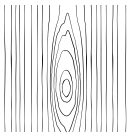


Oak  
Select, Natural, Rustic

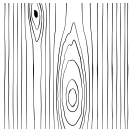


Ash  
Select, Natural  
Available by special order


## QUALITY GRADING



Select  
No sapwood or dark knots. Healthy knots and "cat paw" present.



Natural  
Sapwood and small dark knots present, as well as healthy knots and "cat paw".



Rustic  
Sapwood, dark knots and filled cracks up to 2 mm (0.079") in width can be present.

## SPECIAL ORDER

By special order Varvage is also available in Ash. Please contact our sales team for more details and to check availability.







## EMPHASIZE THE EXCEPTIONAL

Celebrating uniqueness and individuality, Bole offers an exclusive variety of hardwood floorings, straight or curved, for commercial buildings or residences, from kitchens to nurseries. Our technology and the experience of our designers allow us to fulfill the vision you have and make any of our floors match to create a feeling of completeness throughout the house. Every final product is an homage to nature, carrying the air of originality, hoping to soothe and to inspire.

The straight, variable length and width Varvage floorboards create possibilities for an endless array of interior design solutions, allowing you to take a turn off the curves without making sacrifices in originality. Combine them with our curved LiveEdge Bolefloor boards to fashion an astonishing floor with well-pronounced visual accents.





## REFERENCES

The London boutique of the brilliant designer Paul Smith, exhibiting an inspiringly flawless combination of straight and curved floorboards tailor-made by Bole.







No. 9 Albemarle Street, Mayfair  
Paul Smith store  
United Kingdom

Oak Natural, Natural oil



Private house  
Estonia

Oak Natural, Godafoss





BOLEFLOOR 

BOLEDECK 

curv8  
by BOLE

  
VARVAGE  
by BOLE

## COLORS

Inspired by nature and custom-made for you



## A BLEND OF NATURE AND TECHNOLOGY

Great design lies in pondering, in details that eventually make up the whole, binding an interior together. Our expertise and high-end materials let us provide designer finishes in a careful process through which we create custom-made tones and details to suit the customer's needs and wishes. Using new, state-of-the-art finishing machinery together with the highest quality toning and finishing materials, we are able to develop a vast array of different colors and effects, providing you with some of the diversity we all desire in life. We combine advanced technology and brilliant materials with artisanal handicraft to satisfy the palates of architects and designers with carefully blended tones.





# OAK COLORS, INSPIRED BY NATURE

Our finishing process and materials allow us to develop a wide range of colors and effects – from the subtlest of tints to the most colorful of flairs.

Inspired by the natural beauty of some of the world's greatest rivers, never straight but always giving life to people and the environment around them, we have selected some possible variations to get the imagination going.



*Khong*  
color code 154, brushed

As it cuts through the Sam Phan Bok rock canyons in Thailand, the mighty Khong seems to swallow the sunrise, exuding an almost golden, sandy glow.





*Tungnaá*  
color code 142, brushed

Flowing through the crevices of the volcanic marvel that is Iceland  
the Tungnaá takes on a frozen, almost silver hew.







*Caño Cristales*  
color code 155, brushed


Routinely referred to as the liquid rainbow, the Caño Cristales can produce some of the most vibrant colors. The red hue, given to it by the minerals in the riverbed, almost feels like it was not created on this planet.





*Pedja*  
color code 145

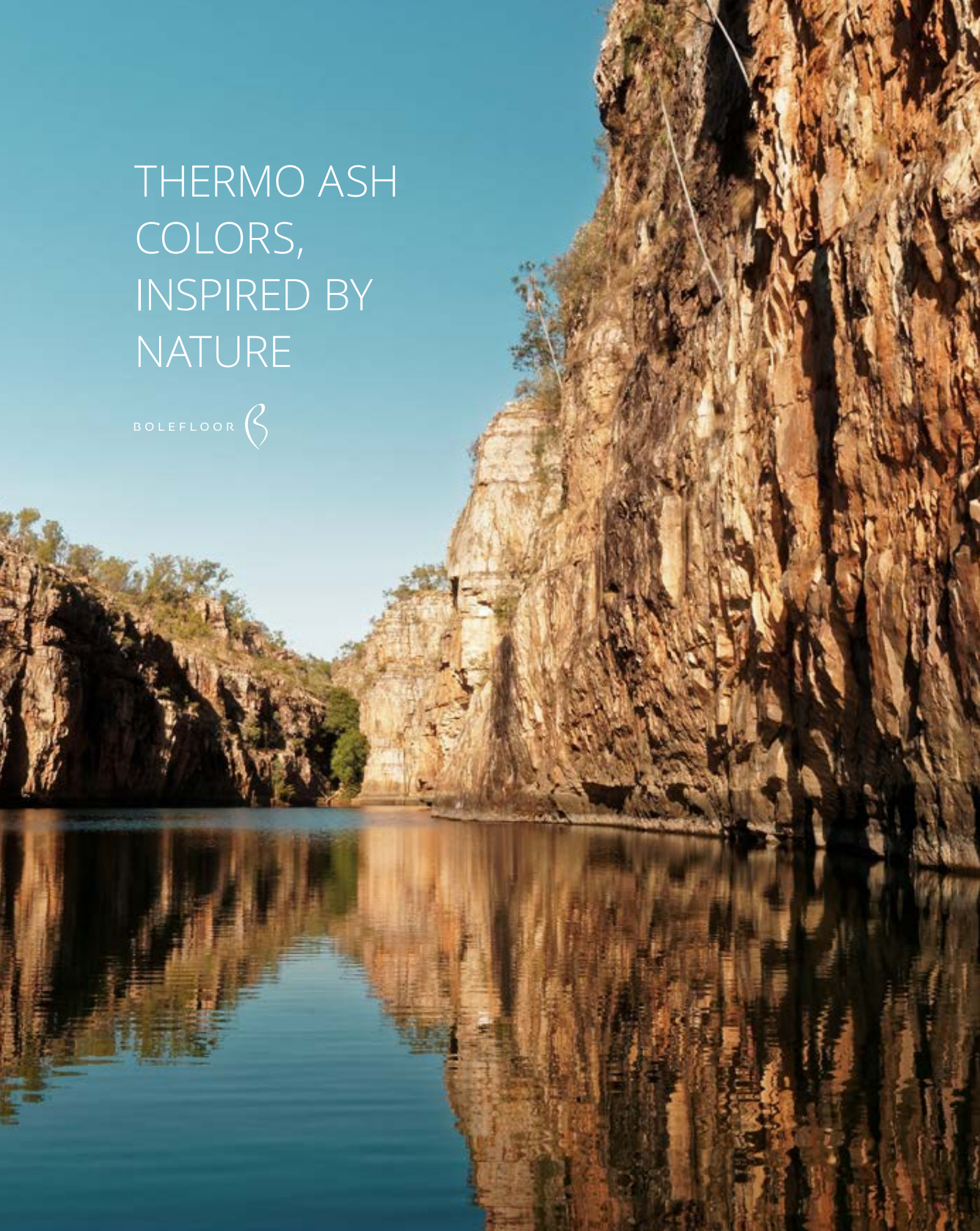
This river winds through the rolling pine and spruce forests of Estonia.  
As quiet, subtle and natural as it gets in this beautiful part of the world.





# THERMO ASH COLORS, INSPIRED BY NATURE

BOLEFLOOR 



*Katherine*  
color code 201


Tranquil as it flows, the Katherine still carves her gorge as the surrounding sandstone cliffs lend the waters a hint of red from their ancient palette.





*Selfoss*  
color code 202

The moon seeps through the midnight clouds in the north of Iceland, its frail light easing the spellbinding darkness on the ground, where the roaring fall of the Selfoss knows no silence.







*Uvac*  
color code 203

Through the rugged and rich terrain of Serbia, the Uvac meanders,  
imbued with the warmth of the Mediterranean sun and the crisp mountain winds.



# ROBINIA COLORS, INSPIRED BY NATURE



*Gauja*  
color code D02


In a part of the world where the four seasons are perhaps the most pronounced flows the Gauja river. Though nature masks it with different tones with each passing quarter, the essence of the river lies in its light sandstone banks.





*Radbuza*  
color code D03

When the sun begins to set in Western Bohemia, the Radbuza takes on a hue of unrefined gold, much like the world-renowned pilsner beers brewed in the region.







*Betsiboka*  
color code D04

Distinctive for its reddish-orange waters, the Betsiboka in Madagascar is said to be bleeding into the ocean.  
Along with its floods and rapids, the beauty of the river charms observers and adventurers alike.





*Kwando*  
color code D05

The life force of south-central African wetlands, the Kwando disappears into marshes during dry spells, altering its appearance to a pale greenish-brown.







*Chevtakan*  
color code D06


The landscapes of Eastern Siberia might look barren and unforgiving, yet for an eager spirit, the vast untouched forests and the abundance of wildlife make it an oasis in an industrial desert.





*Mūša*  
color code D07

























Feeding the grain fields of Northern Lithuania, the tranquil Mūša also delves into Southern Latvia, establishing a historical border and sealing a friendship between the two Baltic nations.





## OAK COLORS




Available for Bolefloor, Curv8 and Varvage

|   |   |   |   |   |   |
|---|---|---|---|---|---|
|    |    |    |    |    |    |
| <i>Memuru</i><br>color code 143   | <i>Bruarfoss</i><br>color code 128  | <i>Reshi</i><br>color code 117  | <i>Mera</i><br>color code 144,<br>brushed   | <i>Noatak</i><br>color code 124   | <i>Semuc Champey</i><br>color code 146,<br>brushed                                    |
|    |    |    |    |    |    |
| <i>Tungnaá</i><br>color code 142,<br>brushed  | <i>Aragon</i><br>color code 147   | <i>Lena</i><br>color code 120   | <i>Pedja</i><br>color code 145  | <i>Laeva</i><br>color code 122  | <i>Khong</i><br>color code 154,<br>brushed  |
|   |   |   |   |   |   |
| <i>Fitz Roy</i><br>color code 148,<br>brushed                                       | <i>Serrano</i><br>color code 129  | <i>Caño Cristales</i><br>color code 155,<br>brushed                                 | <i>Tara</i><br>color code 121   | <i>Basgo</i><br>color code 127  | <i>Tellico</i><br>color code 152,<br>brushed  |
|  |  |  |  |  |  |
| <i>Zambezi</i><br>color code 106  | <i>Godafoss</i><br>color code 150   | <i>Rio Grande</i><br>color code 149   | <i>Fraser</i><br>color code 119   | <i>Rio Dulce</i><br>color code 51,<br>brushed   | <i>Prut</i><br>color code 53,<br>brushed  |

Wood is a product of nature – each tree has its own structure and individual color combination. The colors are indicative and variations in screen settings and printing may occur. Always check real life samples to be sure of the chosen color. Ask for current listing of the colors.

## THERMO ASH COLORS

Available for Bolefloor

|   |   |   |
|---|---|---|
|  |  |  |
| <i>Katherine</i><br>color code 201  | <i>Selfoss</i><br>color code 202  | <i>Uvac</i><br>color code 203   |

## ROBINIA COLORS

Available for Boledeck

|   |   |   |   |   |   |
|---|---|---|---|---|---|
|  |  |  |  |  |  |
| <i>Gauja</i><br>color code D02  | <i>Radbuza</i><br>color code D03  | <i>Betsiboka</i><br>color code D04  | <i>Kwando</i><br>color code D05   | <i>Chevtakan</i><br>color code D06  | <i>Mūša</i><br>color code D07   |

The list is never complete; nature’s diversity in colors and hues will not allow it. Ask us about individual color development to find the exact tone that suits you.



**Bole International**

contact@bole.eu

+372 552 7220

www.bole.eu

**Bole US**

contact@bole.us

+1 708 506 1102

www.bole.us

In order to make things run smoother, we provide a full range of customer care services from product installation to maintenance – contact our sales team for more information.

To ensure your Bole products do not lose their natural beauty be sure to follow the maintenance guidelines provided or contact our sales team for further instructions.

December 2019



Life is not a straight line®



